

# .100" PIN HEADER

.100" [2.54] CENTERLINE STACKING HEADER

## SPECIFICATIONS

### Material:

**Insulator:** PBT, glass reinforced thermoplastic, rated UL 94V-0  
**Contacts:** Phosphor Bronze

### Plating:

**G** - 5 µin gold over 50 µin nickel underplate  
**S** - 5 µin gold on contact area and 100 µin tin-lead on solder-tails  
**T** - 100 µin tin-lead over 50 µin copper underplate

### Electrical:

**Operation voltage:** 250 VAC max  
**Current rating:** 1 Amp max  
**Contact resistance:** 15 mΩ max  
**Insulation resistance:** 1000 MΩ min @ 500 VDC between adjacent contacts (75°F and 50% R.H.)  
**Dielectric withstanding voltage:** 500 VDC min rms (sea level)

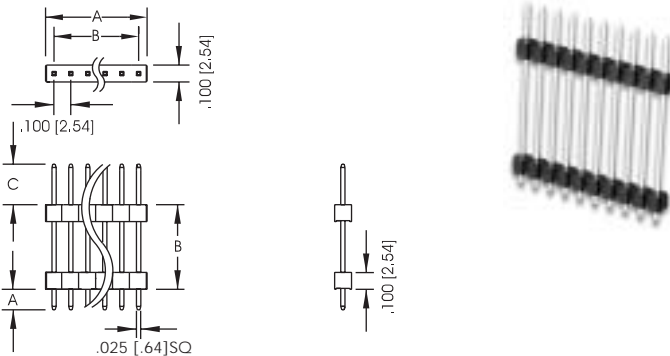


## ORDERING INFORMATION

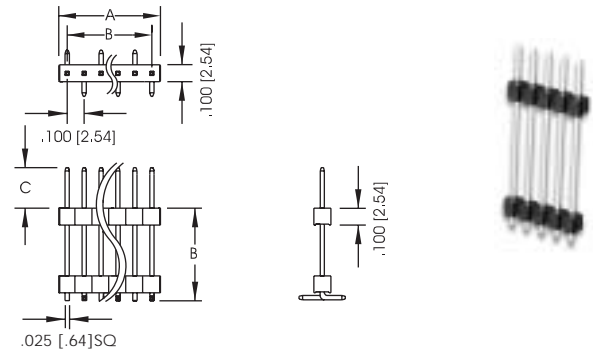
choose one from each category as shown in sample below

PSC	1	10	G	A/B/C
Series	No. of Rows	Total Positions	Plating	Dimensional
PSC - .100" Stacking Pin Header	1 - Single Row 2 - Dual Row	Single Row - 01-40 Dual Row - 02-80	G - Full Gold Plating S - Gold on contact area tin-lead on solder tails T - Full Tin Plating	A - Tail length in inches or SMT B - Stacking distance in inches C - Post above insulator in inches

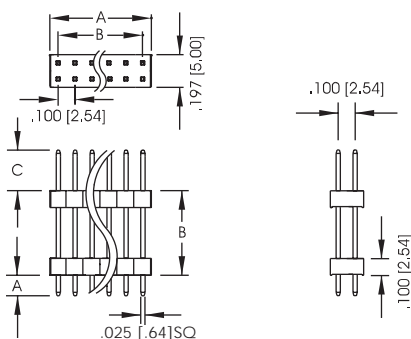
### PSC - 1 THROUGH HOLE



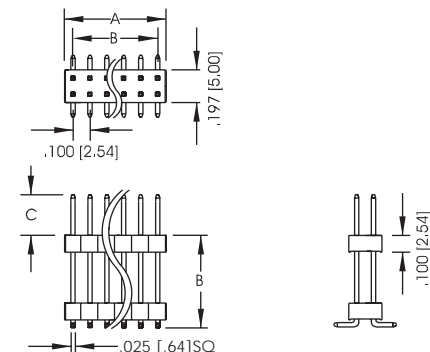
### PSC - 1 SMT



### PSC - 2 THROUGH HOLE



### PSC - 2 SMT



# .100" PIN HEADER

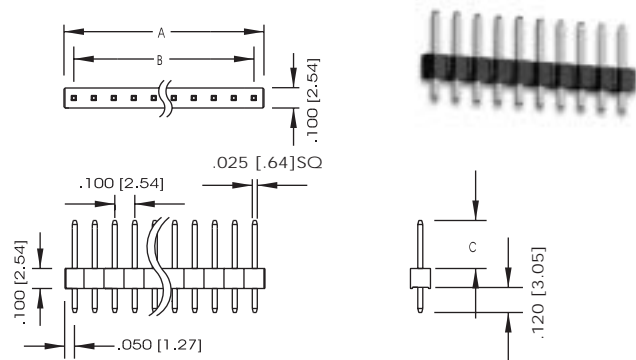
.100" [2.54] CENTERLINE

## ORDERING INFORMATION

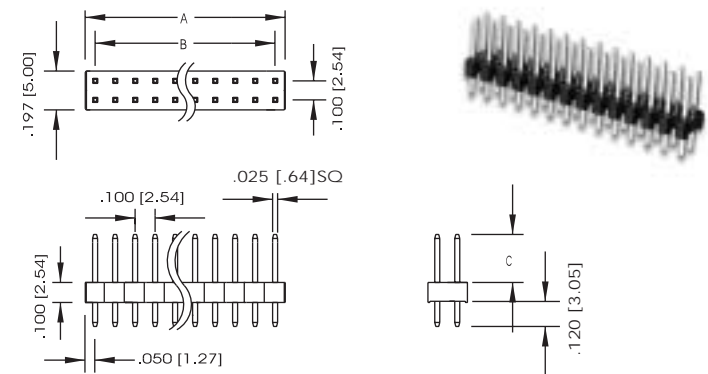
choose one from each category as shown in sample below

PHF Series	No. of Rows	Total Positions	Plating	Mating Length Dimension (C)
PHF - .100" Straight Pin Header	1 - Single Row	Single Row - 1 - 40	G - Full Gold Plating	1 - .235" Mating Length
PHR - .100" Low Profile Right Angle Pin Header	2 - Dual Row	Dual Row - 2 - 80	S - Gold on contact area tin-lead on solder tails	2 - .318" Mating Length
PHP - .100" High Profile Right Angle Pin Header	3 - Three Row		T - Full Tin Plating	
				<b>Options</b>
				MA - Dual Row SMT Mount
				MB - Single Row Right SMT Mount
				MC - Single Row Left SMT Mount

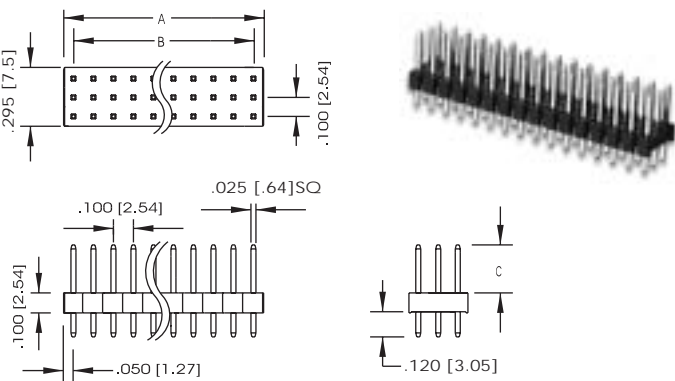
### PHF - 1 THROUGH HOLE



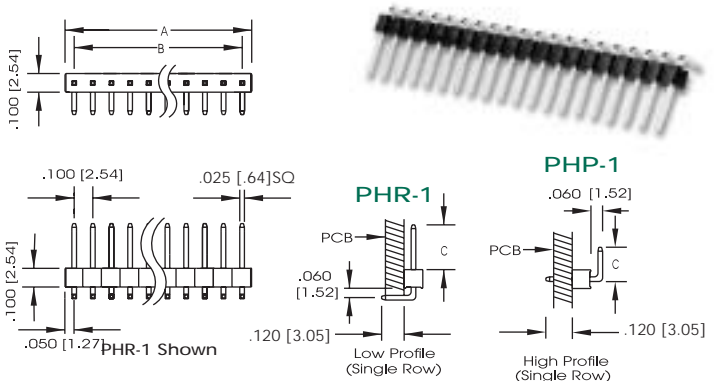
### PHF - 2 THROUGH HOLE



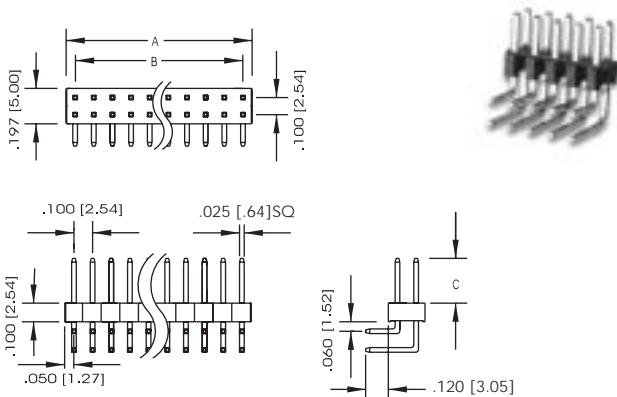
### PHF - 3 THROUGH HOLE



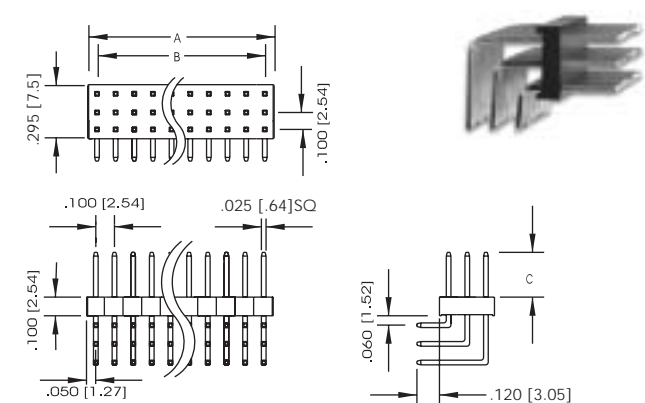
### PHR & PHP - 1 THROUGH HOLE



### PHR - 2 THROUGH HOLE



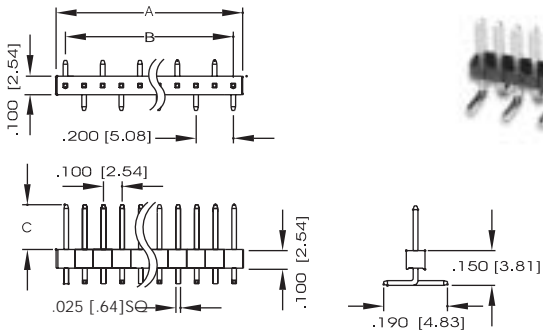
### PHR - 3 THROUGH HOLE



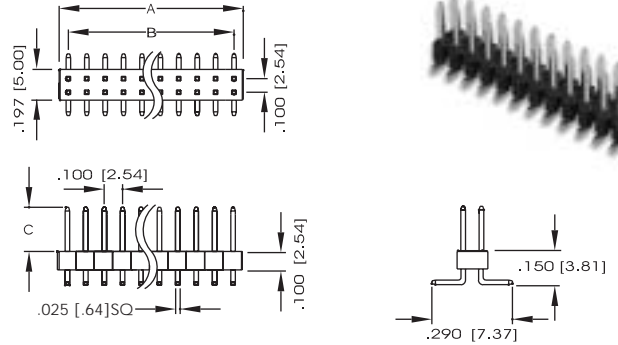
# .100" PIN HEADER & SHUNT

.100" [2.54] CENTERLINE

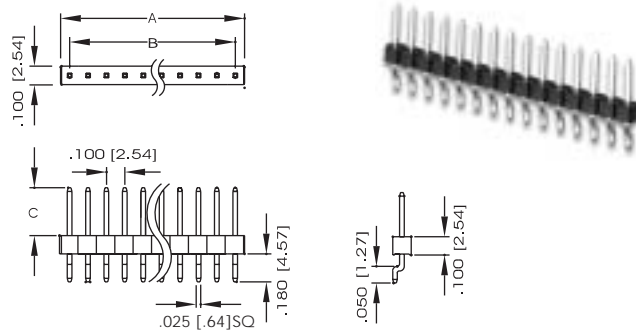
## PHF - 1 SINGLE ROW STRAIGHT SMT



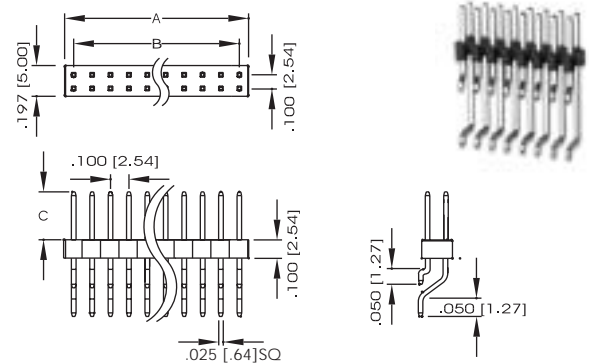
## PHF - 2 DUAL ROW STRAIGHT SMT



## PHR - 1 SINGLE ROW RIGHT ANGLE SMT

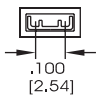
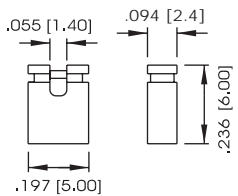


## PHR - 2 DUAL ROW RIGHT ANGLE SMT



## MINI-SHUNTS

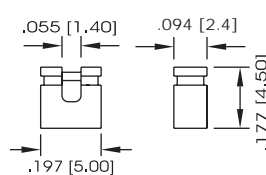
To Order Specify Type & Plating Example: MS1-G (G=Gold, T=Tin)



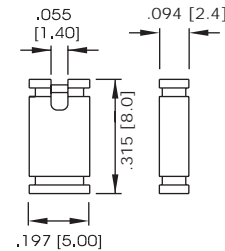
MS1



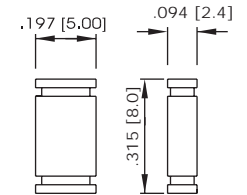
MS2



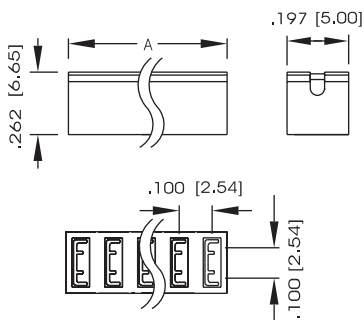
MS3



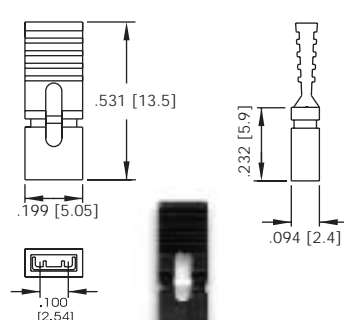
MS4



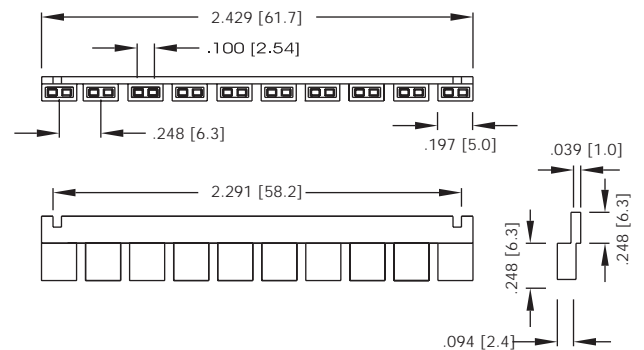
MS5



MSG-XX-G (XX - no. of pos.)



MSH



MSS-10  
Strip of 10 Shunts