

.050" PIN HEADER

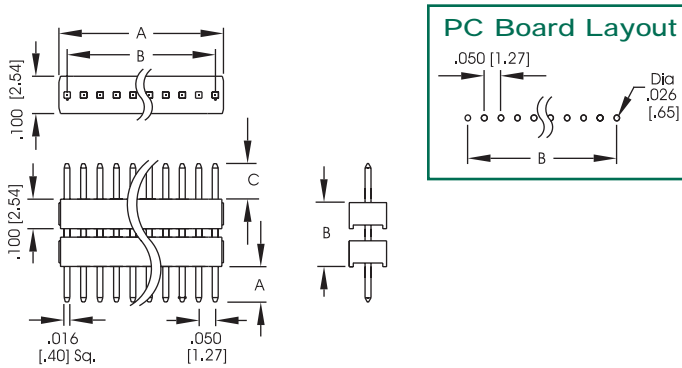
.050" [1.27] CENTERLINE STACKING / SHROUDED HEADER

ORDERING INFORMATION

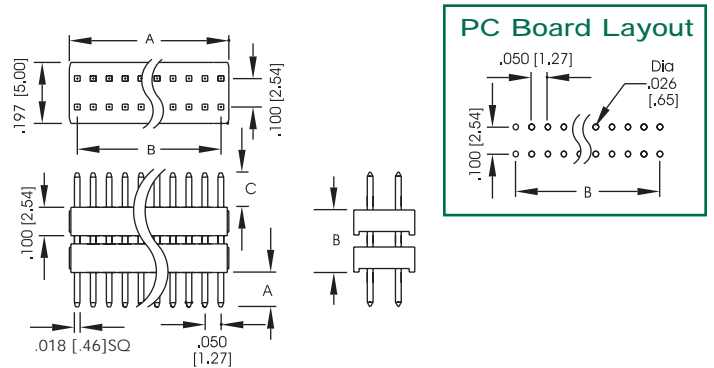
choose one from each category as shown in sample below

PSA	1	50	G	A / B / C
Series	No. Of Rows	Total Positions	Plating	Dimensions
PSA - .050"x.100" Pin Header for Board Stacking	1 - Single Row 2 - Dual Row	Single Row - 01 - 32 Dual Row - 04 - 100	G - Full Gold S - Gold on contact area tin-lead on solder tails T - Tin Plated	A - Tail length in inches or SMT B - Stacking distance in inches C - Post above insulator in inches

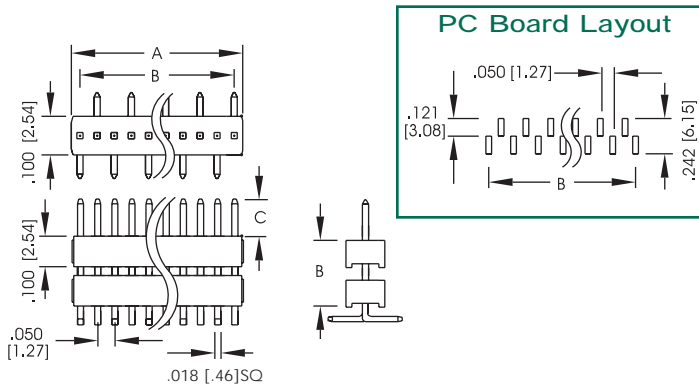
PSA - 1 THROUGH HOLE



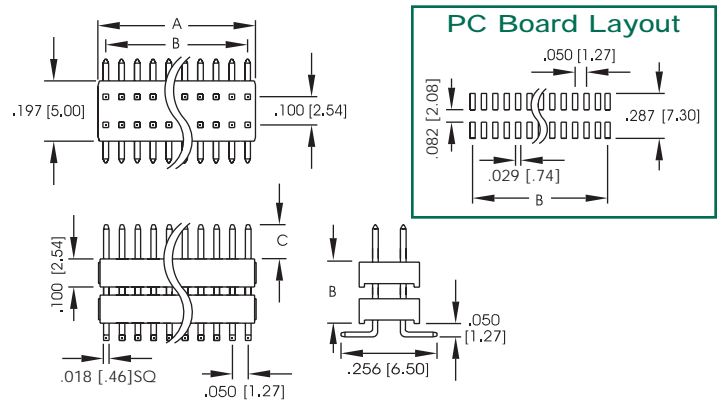
PSA - 2 THROUGH HOLE



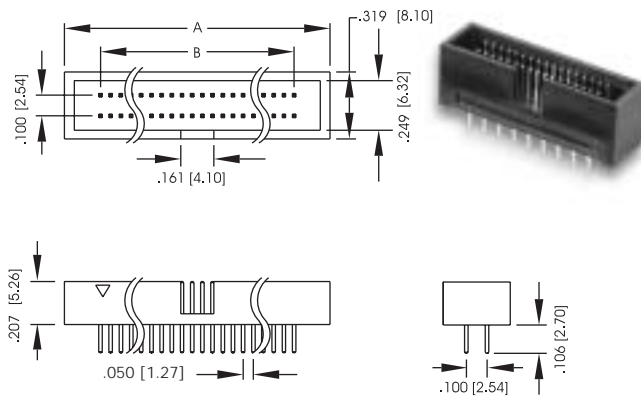
PSA - 1 SMT



PSA - 2 SMT

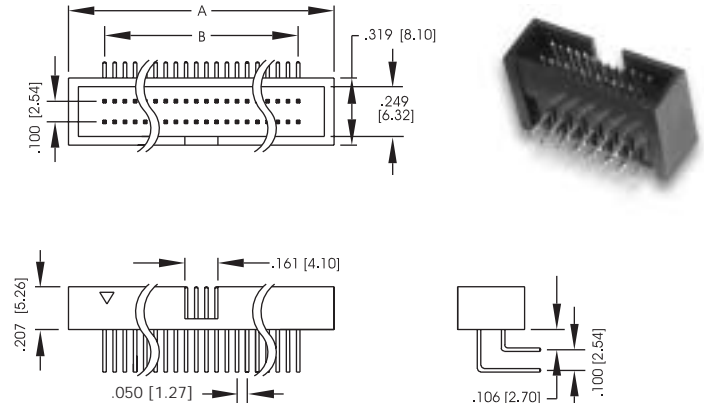


BHS STRAIGHT BOX HEADER



See Pg.82 For Order Information

BHL RIGHT ANGLE BOX HEADER



See Pg.82 For Order Information