

FPC/FFC LIF SOCKET

FLEXIBLE PRINTED CIRCUIT & FLEXIBLE FLAT CIRCUITRY



SPECIFICATIONS

Material:

Insulator: LCP, glass reinforced thermoplastic, rated UL 94V-0
Contacts: Phosphor Bronze

Plating:

100 µin tin-lead over 50 µin copper underplate

ORDERING INFORMATION

choose one from each category as shown in sample below

FPA	20	S
Series	Pos.	Mounting Angle
FPA - .100"	03-32	S - Straight Mount
FPB - 1.00mm		R - Right Angle
FPC - 1.25mm		Options
		P - Tube Packaged
		T - Tape and Reel Packaging
		.3 mm FPC/FFC is standard. Other options as follows
		1 - 1 mm thick FPC / FFC
		2 - 2 mm thick FAC / FFC

Electrical:


Operation voltage: 250 VAC max

Current rating: 1 Amp max

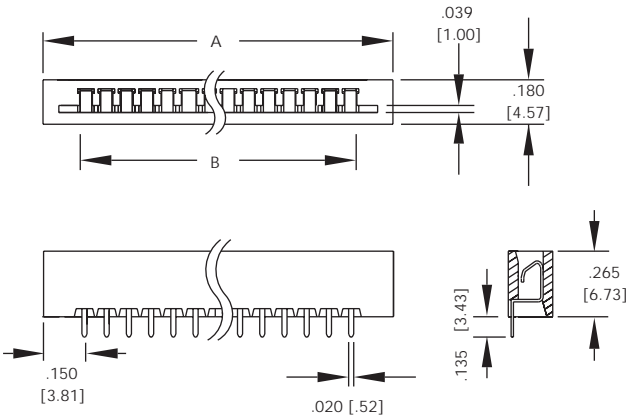
Contact resistance: 20 mΩ max

Insulation resistance: 1000 MΩ min @ 1000 VDC between adjacent contacts (75°F and 50% R.H.)

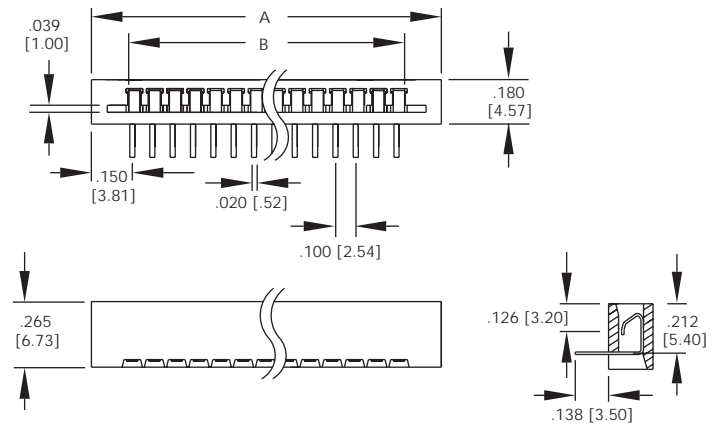
Dielectric withstanding voltage: 1000 VDC min rms (sea level)



FPA SERIES .100" STRAIGHT MOUNT

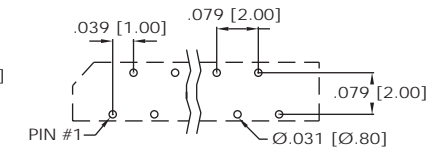
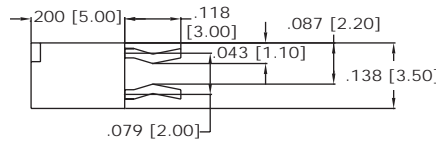
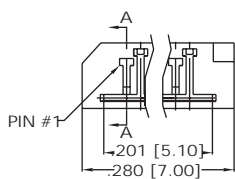


FPA SERIES .100" RIGHT ANGLE MOUNT



FPB SERIES 1.00mm STRAIGHT MOUNT

SHOWN AS 4 POSITIONS



0 - .005
[0 - .13] Max



RECOMMENDED PCB LAYOUT: COMPONENT SIDE

