

6

5

4

3

2

1

MATERIAL AND FINISH

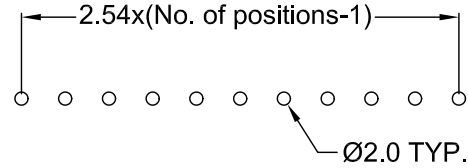
Insulator: Nylon 66, UL-94V-0 rated
Contacts: Brass, Tin over Nickel plated

ELECTRICAL SPECIFICATIONS:

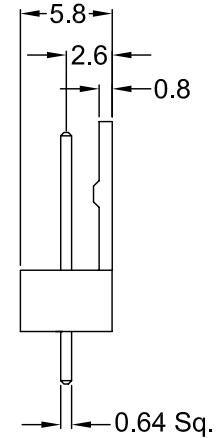
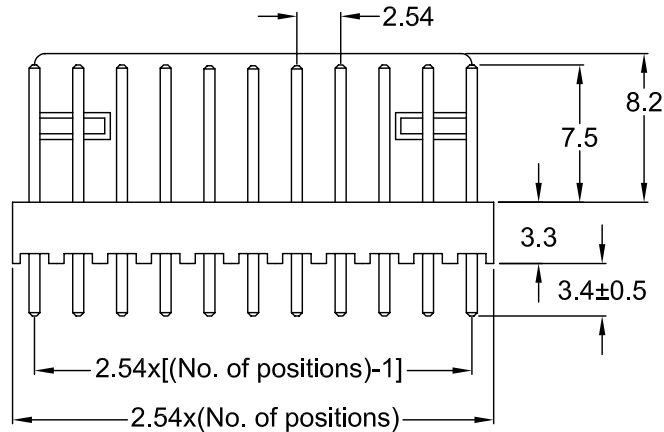
Rated current: 1A @ 250VAC
Insulation resistance: 1000 Mohm min. at 500VDC
Dielectric withstanding voltage: 1000VAC for one minute

ENVIRONMENTAL:

Operating Temperature: -55°C TO +105°C



RECOMMENDED PCB LAYOUT



REV	DATE	CHANGE	CHNG		CHK		APPR			
			TD	PB	TD	PB	TD	PB		
			REVISED & UPDATED		REV'D RECM'D PCB DIM					
			A	1/27/01	B	5/22/02				

REVISIONS

Distributed by Electro-Stock, Inc. sales@electrostock.com
630-682-1542 Fax 630-682-1562 http://www.electrostock.com

TOLERANCE UNLESS OTHERWISE SPECIFIED		
X	±	1
X.X	±	0.4
X.XX	±	0.20
DRAWN BY	TD	DATE: 2/19/99
CHECK BY	TD	DATE: 2/19/99
APPR BY	SS	DATE: 2/25/99

Power Dynamics, Inc.

Phone: 973 560-0019 Whippany, New Jersey Fax: 973 560-0076

PART: FRICTION LOCK HEADER; 2.54mm PITCH
2~20 PINS; VERTICAL PCB MOUNT

PART #: TCP-0XX		SHEET 1 of 1
SIZE: A	ALL DIMENSIONS FOR REFERENCE ONLY DIMENSIONS ARE IN MILLIMETERS	REV: B
SCALE: NTS		

6

5

4

3

2

1