







MATERIAL AND FINISH

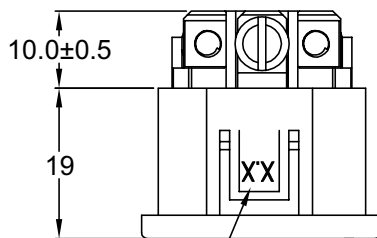
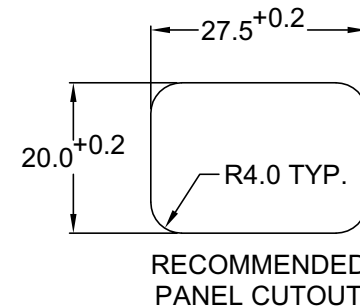
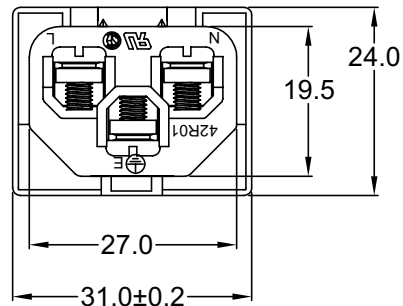
Insulator: Polycarbonate, UL-94V-0 rated
 Contacts: Brass, Nickel plated

ELECTRICAL SPECIFICATIONS:

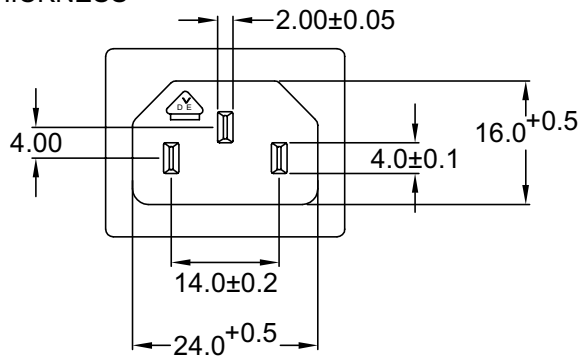
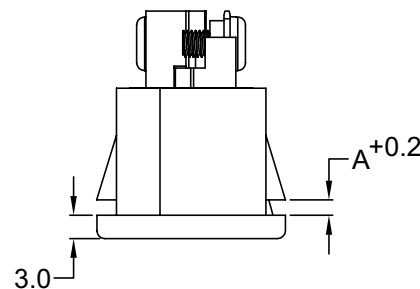
Current rating: 10 A 
 Voltage rating: 250 VAC
 Current rating: 15 A 
 Voltage rating: 250 VAC 

ORDERING CODE:
 42R01-3 2 -
 1 3 4

- 1 = COLOR
 1 = BLACK
 2 = GRAY
- 2 = M3x6.0mm
 SCREW TERMINALS
- 3 = ELECTRICAL CIRCUIT
 CONFIGURATION
- 1 = 15A 250V 120°C 
 2+GROUND
- 2 = 15A 250V 70°C 
 2+GROUND
- 4 = 15A 250V 70°C 
 2 POLE
- 4 = PANEL THICKNESS



REPLACE WITH
 CORRESPONDING
 PANEL THICKNESS



P/N	A	MAX. PANEL THICKNESS
42R01-3X2X-150	1.5	1.5
42R01-3X2X-200	2.0	2.0
42R01-3X2X-250	2.5	2.5

ADDITIONAL PANEL THICKNESS
 AVAILABLE ON REQUEST

Distributed by Electro-Stock, Inc. sales@electrostock.com
 630-682-1542 Fax 630-682-1562 http://www.electrostock.com

TOLERANCE
 UNLESS OTHERWISE SPECIFIED

X ± 1
 X.X ± 0.4
 X.XX ± 0.20

Power Dynamics, Inc.

Phone: 973 560-0019 Whippany, New Jersey Fax: 973 560-0076

PART: IEC 60320 C14 APPL. INLET; SCREW
 TERMINALS; SNAP-IN

DRAWN BY	GQ	DATE:	08/08/01
CHECK BY	TD	DATE:	08/14/01
APPR BY	PB	DATE:	08/14/01

PART #:	42R01-3X2X-XXX	SHEET	1 of 1
SIZE:	A	ALL DIMENSIONS FOR REFERENCE ONLY DIMENSIONS ARE IN MILLIMETERS	
SCALE:	NTS	REV:	

REV	DATE	CHANGE	CHK	APPR