

PMA Series

HIGH CURRENT, SCREW MOUNT FILTER WITH IEC 60320 AC INLET SOCKET.



FEATURES

The PMA series offer wide variety of EMI filters in various styles of packages and current ratings. The series offers superior performance in controlling EMI suppression to both Line-to-Line and Line-to-Ground noise up to 20 Amp, 250VAC.

These filters are also available for Medical application. The absence of C(y) capacitors offer extremely low leakage current to comply with various industry standards especially the medical equipment with Switching power supplies.

APPLICATIONS

Computer & networking equipment, Measuring & control equipment, Data processing equipment, laboratory instruments, Switching power supplies, other electronic equipment.

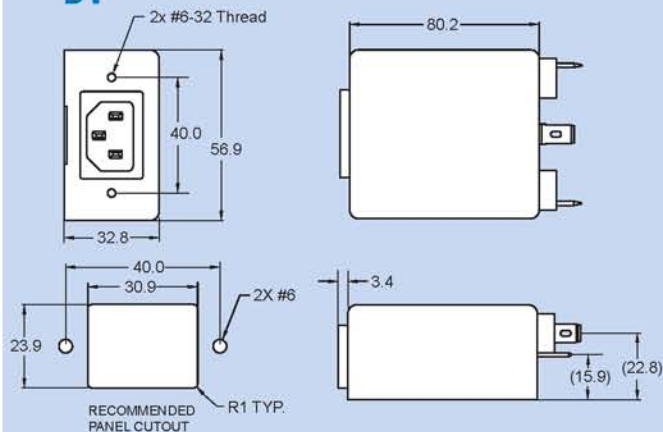
TECHNICAL DATA

- Rated Voltage: 115/250VAC
- Rated Current: 1A, 2A, 3A, 5A, 6A, 8A, 10A, 15A, 20A
- Power Line Frequency: 50/60Hz
- Max. Leakage Current each Line to Ground:
 - @ 115VAC 60Hz: 0.25mA
 - @ 250VAC 50Hz: 0.50mA
 - @ 115VAC 60Hz: 2 μ A*
 - @ 250VAC 50Hz: 5 μ A*
- Hipot Rating (one minute)
 - Line to Ground: 2250VDC
 - Line to Line: 1450VDC
- Temperature Range: -25C to +85C

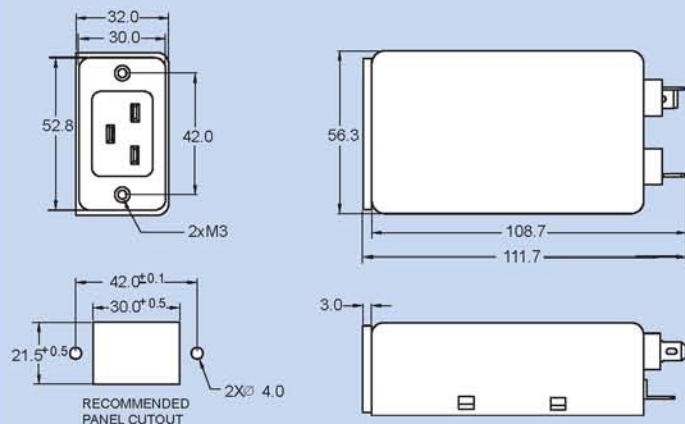
* Medical application

MECHANICAL DIMENSIONS (Unit: mm)

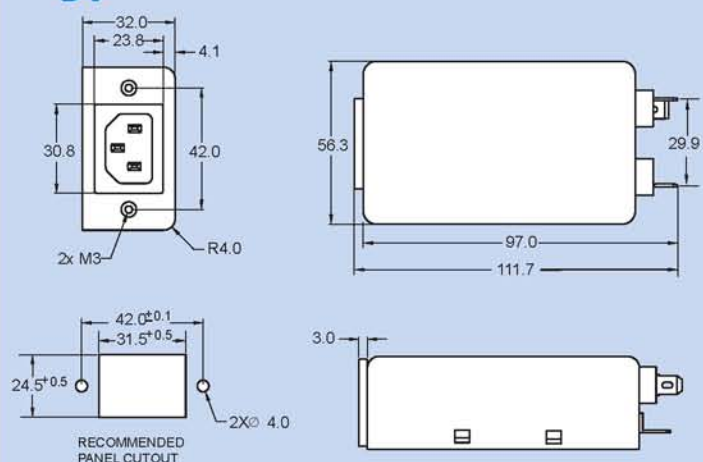
D1



D3



D4



Specifications subject to change without notice. Dimensions (mm). See Appendix A for recommended power cord. See PDI full line catalog for detailed specifications on power cords.

PMA Series Example & Ordering Code

PMA 01 Q - 00 - 1 D1 C

CURRENT RATING (A):

= 01
= 02
= 03
= 05
= 06
= 08
= 10
= 15*
= 20**

TERMINAL:
6.3/0.25

QUICK CONNECT = Q
SCREW = PS
WIRE = W

UL 1015, 18AWG STRANDED, 4"

OPTIONS:

NO BLEEDER RESISTOR & NO GROUND CHOKE	= 00
BLEEDER RESISTOR (1W, 1M)	= 50
BLEEDER RESISTOR (1W, 2.2M)	= 60***

COMPONENT LOCATIONS:

STANDARD TYPE	= 1
WITHOUT C(X); C(Y) ONLY	= 2+
C(X) BEHIND L	= 3+
ADDITIONAL C(X) BEHIND L	= 4+
WITHOUT C(Y); WITH ONE C(X)	= 1M
WITHOUT C(Y); WITH ONE C(X) BEHIND L	= 2M+
WITHOUT C(Y); WITH TWO C(X)	= 3M+

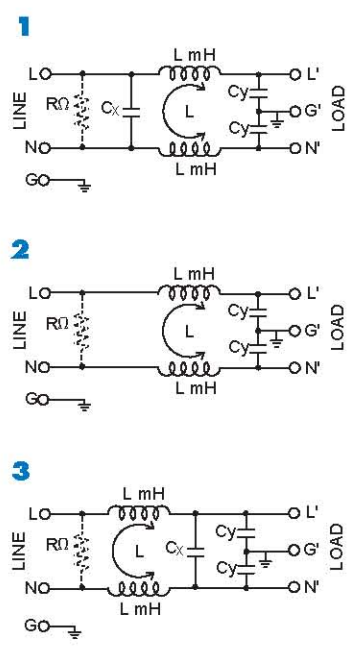
CASE CODE:

= D1
= D3
= D4

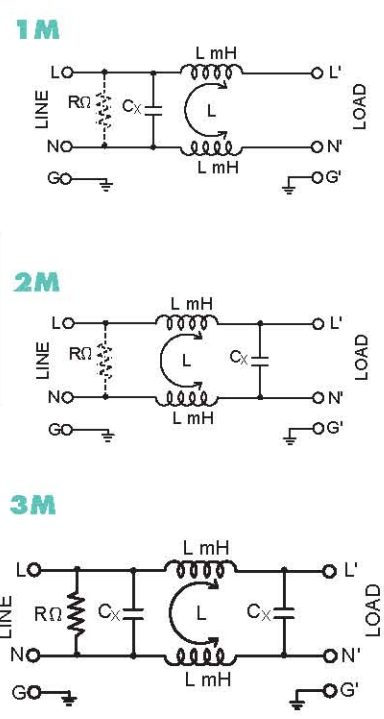
ATTENUATION CODE TABLE:
SEE NEXT PAGE FOR ATTENUATION CODE TABLE:

*Contact PDI for attenuation numbers
*15A for UL, cUL; 10A for CE, VDE
**20A for UL, cUL; 16A for CE, VDE
*** Standard value for schematic 4 & 3M only

SCHEMATICS



MEDICAL SCHEMATICS



PMA Series

ATTENUATION CODE TABLE:

Non-Medical applications, select Attenuation code with corresponding component values from the table.

Case Code	Schematic	Cap. Cx (µF)	Cap. Cy (µF)	Inductance Per Current Rating (mH)									
				1A	2A	3A	5A	6A	8A	10A	15A	20A	
D1	1	0.033	2200	25.0	20.0	10.0	8.0	8.0	4.0	2.0	1.2	*	= A
D1	1	2.2	10000	*	*	*	*	*	*	*	*	3.6	= B
D1	1	1.0	10000	*	*	*	*	*	*	*	*	3.6	= C
D1	1	0.1	3300	25.0	20.0	10.0	8.0	8.0	4.0	2.0	1.2	*	= D
D1	2	*	2200	25.0	20.0	10.0	8.0	8.0	4.0	2.0	1.2	*	= I
D1	2	*	10000	*	*	*	*	*	*	*	*	3.6	= J
D1	2	*	3300	25.0	20.0	10.0	8.0	8.0	4.0	2.0	1.2	*	= K
D1	3	0.033	2200	25.0	20.0	10.0	8.0	8.0	4.0	2.0	1.2	*	= N
D1	3	2.2	10000	*	*	*	*	*	*	*	*	3.6	= O
D1	3	1.0	10000	*	*	*	*	*	*	*	*	3.6	= P
D1	3	0.1	3300	25.0	20.0	10.0	8.0	8.0	4.0	2.0	1.2	*	= Q
D1	4	0.22	3300	25.0	20.0	10.0	8.0	8.0	4.0	2.0	*	*	= V
D1	4	0.1	3300	25.0	20.0	10.0	8.0	8.0	4.0	2.0	*	*	= W
D3	1	1.0	10000	*	*	*	*	*	*	*	*	3.6	= E
D3	1	2.2	10000	*	*	*	*	*	*	*	*	3.6	= F
D3	2	*	10000	*	*	*	*	*	*	*	*	3.6	= L
D3	3	1.0	10000	*	*	*	*	*	*	*	*	3.6	= R
D3	3	2.2	10000	*	*	*	*	*	*	*	*	3.6	= S
D3	4	0.68	4700	*	*	*	*	*	*	*	*	2.5	= X
D4	1	1.0	10000	*	*	*	*	*	*	*	3.6	*	= G
D4	1	2.2	10000	*	*	*	*	*	*	*	3.6	*	= H
D4	2	*	10000	*	*	*	*	*	*	*	3.6	*	= M
D4	3	1.0	10000	*	*	*	*	*	*	*	3.6	*	= T
D4	3	2.2	10000	*	*	*	*	*	*	*	3.6	*	= U
D4	4	0.68	4700	*	*	*	*	*	*	*	3.6	*	= Y

Medical applications, select Attenuation code with corresponding component values from the table.

Case Code	Schematic	Cap. Cx (µF)	Inductance Per Current Rating (mH)										
			1A	2A	3A	5A	6A	8A	10A	15A	20A		
D1	1M	0.033	25.0	20.0	10.0	8.0	8.0	4.0	2.0	1.2	*	= MA	
D1	1M	2.2	*	*	*	*	*	*	*	*	3.6	*	= MB
D1	1M	1.0	*	*	*	*	*	*	*	*	3.6	*	= MC
D1	1M	0.1	25.0	20.0	10.0	8.0	8.0	4.0	2.0	1.2	*	= MD	
D1	2M	0.033	25.0	20.0	10.0	8.0	8.0	4.0	2.0	1.2	*	= MI	
D1	2M	2.2	*	*	*	*	*	*	*	*	3.6	*	= MJ
D1	2M	1.0	*	*	*	*	*	*	*	*	3.6	*	= MK
D1	2M	0.1	25.0	20.0	10.0	8.0	8.0	4.0	2.0	1.2	*	= ML	
D1	3M	0.22	25.0	20.0	10.0	8.0	8.0	4.0	2.0	*	*	= MQ	
D1	3M	0.1	25.0	20.0	10.0	8.0	8.0	4.0	2.0	*	*	= MR	
D3	1M	1.0	*	*	*	*	*	*	*	*	*	3.6	= ME
D3	1M	2.2	*	*	*	*	*	*	*	*	*	3.6	= MF
D3	2M	1.0	*	*	*	*	*	*	*	*	*	3.6	= MM
D3	2M	2.2	*	*	*	*	*	*	*	*	*	3.6	= MN
D3	3M	0.68	*	*	*	*	*	*	*	*	*	2.5	= MS
D4	1M	1.0	*	*	*	*	*	*	*	*	3.6	*	= MG
D4	1M	2.2	*	*	*	*	*	*	*	*	3.6	*	= MH
D4	2M	1.0	*	*	*	*	*	*	*	*	3.6	*	= MO
D4	2M	2.2	*	*	*	*	*	*	*	*	3.6	*	= MP
D4	3M	0.68	*	*	*	*	*	*	*	*	3.6	*	= MT

* Contact PDI for availability

PMA Series Attenuation Tables

Non-Medical Applications*

Insertion loss in dB (50 Ohm circuit)

Attenuation Code	Current Rating	Comm. Mode(L-G) in MHz					Diff. mode(L-L) in MHz						
		.15	.5	1	5	10 30	.15	.5	1	5	10 30		
A	1A	41	43	56	43	39	53	9	29	41	61	47	22
	2A	46	55	44	38	37	35	3	22	34	56	62	26
	3A	37	51	49	44	43	43	3	21	33	61	59	34
	5A	36	43	48	42	44	35	2	19	31	59	57	35
	6A	36	40	49	43	43	31	1	16	27	54	52	31
	8A	26	30	54	46	46	43	1	6	13	58	56	24
	10A	24	29	34	47	50	44	1	7	16	59	60	21
15A	19	28	30	43	47	43	1	6	13	58	56	24	
B	15A	31	53	52	59	54	38	36	62	60	76	56	11
C	15A	31	49	51	59	55	41	28	46	64	73	55	11
D	1A	32	45	57	46	49	36	18	39	51	69	45	22
	2A	47	51	45	43	45	42	12	32	45	60	53	26
	3A	36	65	50	48	48	49	11	31	44	66	54	32
	5A	36	57	49	48	54	34	10	29	42	67	51	34
	6A	33	56	45	44	50	32	7	26	38	62	48	31
	8A	26	31	43	49	51	53	5	21	32	78	56	14
	10A	21	27	55	48	51	44	5	17	27	69	57	21
15A	19	29	34	46	50	40	5	16	23	61	55	23	
E	20A	31	53	52	59	53	35	28	47	65	76	55	10
F	20A	31	50	51	58	53	37	36	61	61	76	54	12
G	20A	31	50	51	46	39	25	28	47	66	77	57	15
H	20A	31	50	51	60	55	38	36	61	60	77	58	15
I	1A	48	45	38	51	53	56	6	16	22	41	34	19
	2A	49	47	41	20	41	51	2	8	14	39	43	28
	3A	42	43	38	47	45	48	1	5	11	34	43	51
	5A	38	47	44	34	57	36	1	5	9	30	40	27
	6A	38	47	44	34	66	37	1	4	10	30	41	30
	8A	29	32	57	49	50	45	1	1	25	68	64	18
	10A	25	29	32	41	42	46	1	1	3	21	32	23
15A	21	27	29	40	44	40	1	1	1	15	29	27	
J	15A	30	39	46	52	42	34	1	2	10	40	48	11
K	1A	48	46	40	55	59	54	6	16	22	43	36	20
	2A	47	47	42	24	46	46	2	8	14	42	40	28
	3A	41	43	39	50	48	39	1	5	11	36	39	39
	5A	38	47	45	38	50	39	1	5	10	33	46	29
	6A	38	48	45	38	50	41	1	5	10	33	44	30
	8A	9	33	48	54	55	48	1	2	36	80	61	18
	10A	25	30	33	44	46	45	1	1	3	24	37	21
15A	21	27	31	44	50	37	1	1	1	18	33	28	
L	20A	62	44	47	56	47	42	1	2	8	38	49	17
M	15A	32	44	56	54	48	42	1	2	8	39	54	17

Attenuation Code	Current Rating	Comm. Mode(L-G) in MHz					Diff. mode(L-L) in MHz						
		.15	.5	1	5	10 30	.15	.5	1	5	10 30		
N	1A	41	43	56	43	39	53	9	29	41	62	49	21
	2A	46	55	44	38	37	35	3	22	34	58	64	24
	3A	37	51	49	44	43	43	3	21	33	65	61	33
	5A	36	43	48	42	44	35	2	19	31	58	58	33
	6A	36	40	49	43	43	31	1	16	27	55	54	30
	8A	26	30	54	46	46	43	1	6	13	57	58	23
	10A	24	29	34	47	50	44	1	7	16	58	62	20
15A	19	28	30	43	47	43	1	6	13	59	58	22	
O	15A	31	44	52	47	36	25	38	53	47	46	44	11
P	15A	31	44	52	57	41	34	31	56	47	43	41	12
Q	1A	32	45	57	46	49	36	18	39	51	70	47	21
	2A	47	51	45	43	45	42	12	32	45	59	55	25
	3A	36	65	50	48	48	49	11	31	44	67	56	31
	5A	36	57	49	48	54	34	10	29	42	69	53	32
	6A	33	56	45	44	50	32	7	26	38	61	50	29
	8A	26	31	43	49	51	53	5	21	32	77	58	13
	10A	21	27	55	48	51	44	5	17	27	66	59	19
15A	19	29	34	46	50	40	5	16	23	65	57	22	
R	20A	33	63	54	62	62	51	27	41	55	79	59	20
S	20A	33	63	54	62	63	53	34	46	56	73	57	18
T	15A	33	56	53	61	61	48	27	41	55	81	60	21
U	15A	33	57	53	61	61	50	34	46	57	75	59	20
V	1A	47	48	45	44	45	37	45	78	95	65	41	22
	2A	48	50	46	46	50	45	37	70	84	66	44	24
	3A	37	44	47	48	50	45	36	70	85	69	47	31
	5A	36	43	46	47	50	33	34	70	81	72	45	32
	6A	36	43	46	46	50	33	34	70	81	72	45	32
	8A	30	36	42	53	55	54	26	61	78	72	56	14
	10A	25	31	37	51	56	46	17	57	77	70	56	23
W	1A	46	49	45	44	45	37	31	64	81	65	41	23
	2A	47	49	46	46	50	43	22	56	73	67	45	24
	3A	37	44	47	48	51	44	21	55	73	69	48	31
	5A	36	43	45	45	49	33	18	53	73	73	48	34
	6A	36	43	46	47	53	33	18	54	74	70	47	34
	8A	30	36	42	53	56	55	7	47	66	75	57	16
	10A	21	27	32	48	59	44	4	40	60	70	57	27
X	20A	27	36	42	53	53	42	46	76	78	64	53	15
Y	15A	30	38	45	45	37	23	50	87	97	74	55	13

*This table applies to schematic 1 only. Visit our website or contact PDI for attenuation numbers.

PMA Series Attenuation Tables

Medical Applications 

Insertion loss in dB (50 Ohm circuit)

Attenuation Code	Current Rating	Comm. Mode(L-G) in MHz						Diff. mode(L-L) in MHz					
		.15	.5	1	5	10	30	.15	.5	1	5	10	30
MA	1A	41	43	56	43	39	53	9	29	41	62	49	21
	2A	46	55	44	38	37	35	3	22	34	58	64	24
	3A	37	51	49	44	43	43	3	21	33	65	61	33
	5A	36	43	48	42	44	35	2	19	31	58	58	33
	6A	36	40	49	43	43	31	1	16	27	55	54	30
	8A	26	30	54	46	46	43	1	6	13	57	58	23
	10A	24	29	34	47	50	44	1	7	16	58	62	20
15A	19	28	30	43	47	43	1	6	13	59	58	22	
MB	15A	31	44	52	47	36	25	38	53	47	46	44	11
MC	15A	31	44	52	57	41	34	31	56	47	43	41	12
MD	1A	32	45	57	46	49	36	18	39	51	70	47	21
	2A	47	51	45	43	45	42	12	32	45	59	55	25
	3A	36	65	50	48	48	49	11	31	44	67	56	31
	5A	36	57	49	48	54	34	10	29	42	69	53	32
	6A	33	56	45	44	50	32	7	26	38	61	50	29
	8A	26	31	43	49	51	53	5	21	32	77	58	13
	10A	21	27	55	48	51	44	5	17	27	66	59	19
15A	19	29	34	46	50	40	5	16	23	65	57	22	
ME	20A	31	39	37	30	24	16	28	43	43	57	47	22
MF	20A	31	39	37	30	22	16	35	47	53	52	44	16
MG	15A	31	39	37	30	22	16	28	43	53	57	47	17
MH	15A	31	37	37	30	22	16	35	48	53	52	45	18
MI	1A	47	45	38	28	16	12	10	30	41	51	36	18
	2A	48	47	40	10	19	16	4	21	32	43	35	17
	3A	41	43	37	14	22	13	3	19	30	48	36	28
	5A	38	47	43	27	39	8	2	18	29	54	47	24
	6A	38	47	43	27	37	8	2	18	29	55	48	24
	8A	31	35	37	31	33	14	2	16	27	50	48	14
	10A	25	29	30	30	25	20	2	11	22	57	54	18
15A	21	26	27	28	26	27	2	9	18	55	51	26	
MJ	15A	29	33	35	29	22	15	38	54	48	45	46	12
MK	15A	29	33	35	29	21	15	30	57	48	44	46	11
ML	1A	47	45	38	28	16	12	18	38	48	50	34	17
	2A	48	47	40	10	19	16	12	30	39	42	33	14
	3A	41	43	37	14	22	13	10	28	40	49	36	28
	5A	38	47	43	27	39	8	10	27	38	57	47	24
	6A	38	47	43	27	37	8	10	28	39	61	46	24
	8A	31	35	37	31	33	14	9	26	36	51	47	14
	10A	25	29	30	30	25	20	8	21	32	61	53	20
15A	25	29	30	30	25	20	8	19	28	54	51	26	

Attenuation Code	Current Rating	Comm. Mode(L-G) in MHz						Diff. mode(L-L) in MHz					
		.15	.5	1	5	10	30	.15	.5	1	5	10	30
MM	20A	31	39	37	30	24	16	28	43	43	57	47	22
MN	20A	31	39	37	30	22	16	35	47	53	52	44	16
MO	15A	31	39	37	30	22	16	28	43	53	57	47	17
MP	15A	31	37	37	30	22	16	35	48	53	52	45	18
MQ	1A	48	45	39	24	14	6	45	76	87	68	45	23
	2A	44	50	46	31	25	10	38	71	90	77	58	17
	3A	37	41	40	27	20	22	37	70	89	72	51	33
	5A	39	47	43	29	22	6	32	66	83	76	54	30
	6A	36	41	39	25	18	17	35	69	88	72	50	37
	8A	30	34	36	32	27	17	26	63	82	77	59	18
	10A	24	29	30	30	27	17	18	57	78	74	60	25
MR	1A	48	45	39	24	14	6	30	63	80	69	46	22
	2A	44	50	46	31	25	10	22	56	74	77	52	18
	3A	37	41	40	27	20	22	21	55	73	73	52	34
	5A	39	47	43	29	22	6	15	51	69	75	54	30
	6A	36	41	39	25	18	17	18	53	73	72	51	38
	8A	30	34	36	32	27	14	6	47	66	78	60	18
	10A	24	29	30	30	27	17	4	41	61	74	58	22
MS	20A	26	31	32	29	23	12	46	76	78	65	53	15
MT	15A	29	33	35	30	24	12	50	93	96	71	55	12

✦ This table applies to schematic 1M only. Visit our website or contact PDI for attenuation numbers.