



# FFC/FPC CONNECTORS, ZIF, THROUGH BOARD

## 1.00 mm SPACING

CENTURY INTERCONNECT PRODUCTS (203) 375-5344 FAX (203) 362-1375

### ORDERING INFORMATION

**CFC3 - XX - I**  
 1 2 3

- 1...Series CFC3 FFC/FPC connector, ZIF, through board, 1.00mm spacing
- 2...Number of Contacts  
 3, 4, 5, 6, 7, 8, 9, 10, 11, 12, 13, 14, 15, 16, 17, 18, 19, 20, 21, 22, 23, 24, 25, 26, 27, 28, 29, 30, 31, 32
- 3...Plating  
 T...Tin



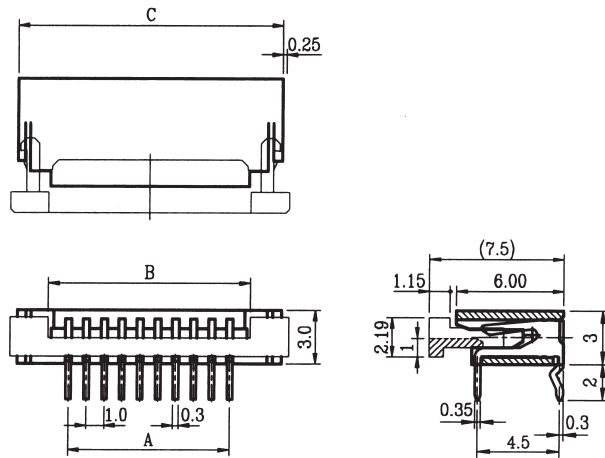
### SPECIFICATIONS

#### ELECTRICAL:

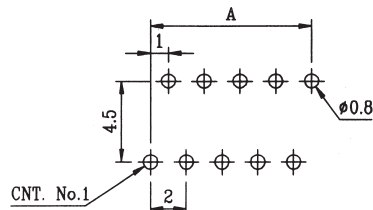
- Current Rating:** 0.5 amp
- Contact Resistance:** 20 milliohms max.
- Insulation Resistance:** 500 megohms min.
- Dielectric Withstanding Voltage:** 300V AC
- Voltage Rating:** 60V AC
- Operating Temperature Range:** -40 degrees C to +105 degrees C

#### MECHANICAL:

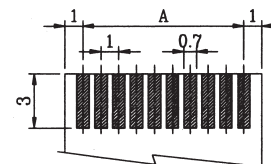
- Contact Material:** Phosphor bronze
- Contact Plating:** Tin over nickel
- Insulator Material:** NY-6T (UL94V-0)
- Actuator Material:** PPS (UL94V-0)



NO. OF CONTACTS	A	B	C	NO. OF CONTACTS	A	B	C
3	2.00	4.30	7.80	18	17.00	19.30	22.80
4	3.00	5.30	8.80	19	18.00	20.30	23.80
5	4.00	6.30	9.80	20	19.00	21.30	24.80
6	5.00	7.30	10.80	21	20.00	22.30	25.80
7	6.00	8.30	11.80	22	21.00	23.30	26.80
8	7.00	9.30	12.80	23	22.00	24.30	27.80
9	8.00	10.30	13.80	24	23.00	25.30	28.80
10	9.00	11.30	14.80	25	24.00	26.30	29.80
11	10.00	12.30	15.80	26	25.00	27.30	30.80
12	11.00	13.30	16.80	27	26.00	28.30	31.80
13	12.00	14.30	17.80	28	27.00	29.30	32.80
14	13.00	15.30	18.80	29	28.00	30.30	33.80
15	14.00	16.30	19.80	30	29.00	31.30	34.80
16	15.00	17.30	20.80	31	30.00	32.30	35.80
17	16.00	18.30	21.80	32	31.00	33.30	36.80



PCB LAYOUT



FFC/FPC DIMENSIONS  
 THICKNESS - 0.3mm