



D-SUB CONNECTOR, STRAIGHT PCB

STANDARD PROFILE


CENTURY INTERCONNECT PRODUCTS

Distributed by Electro-Stock, Inc. sales@electrostock.com
630-682-1542 Fax 630-682-1562 http://www.electrostock.com

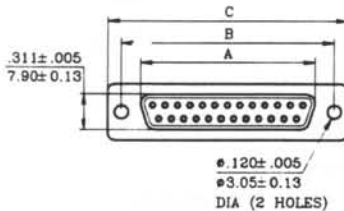
ORDERING INFORMATION

C8D 25 S 1 A _ _ _
1 2 3 4 5 6 7 8

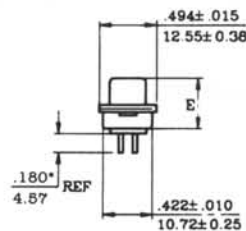
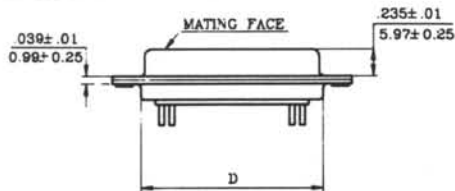
- 1... **Series** C8D... Straight PCB D-sub, standard profile
- 2... **Number of Contacts**
09, 15, 25, 37, 50*
*not available with ferrite
- 3... **Contact Type**
P... Plug
S... Socket
- 4... **Metal Shell Finish**
1... Tin, grounding indents on plug only
2... Yellow chromate
- 5... **Mounting Options**
See page A-36
- 6... **Plating Options**
Blank... selective gold flash
- 7... **Ferrite Option**
Blank... ferrite not required
F... Ferrite, machined contacts, full gold flash plating
- 8... **Insulator Color**
Blank... Black
1... White



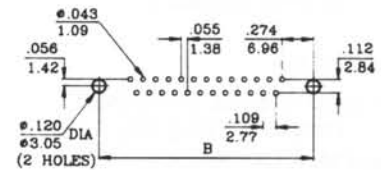
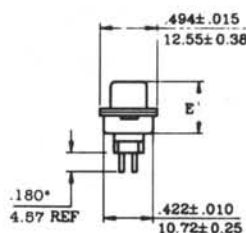
SHELL SIZE	A ± 0.010 ± 0.25	B ± 0.005 ± 0.13	C ± 0.015 ± 0.38	D ± 0.010 ± 0.25	E ± 0.015 ± 0.38
9 (E)	0.643 16.33	0.984 24.99	1.213 30.81	0.759 19.28	0.429 10.90
15 (A)	0.971 24.66	1.313 33.32	1.541 39.14	1.083 27.51	0.429 10.90
25 (B)	1.511 38.38	1.852 47.04	2.088 53.04	1.625 41.28	0.429 10.90
37 (C)	2.159 54.84	2.500 63.50	2.729 69.32	2.272 57.71	0.429 10.90
50 (D)	2.064 52.43	2.406 61.11	2.635 66.93	2.178 55.32	0.429 10.90



WITHOUT FERRITE



WITH FERRITE



PCB LAYOUT

FERRITE SPECIFICATIONS

MEASUREMENT	TEST FREQUENCY
20 ohms min.	30 MHz
30 ohms min.	50 MHz
50 ohms min.	100 MHz.

* Consult factory for custom pin lengths and standoffs.