



D-SUB DUAL PORT CONNECTORS

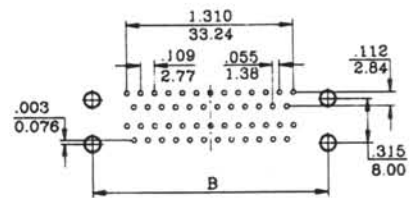
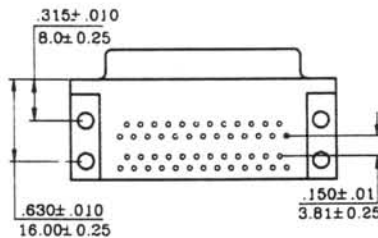
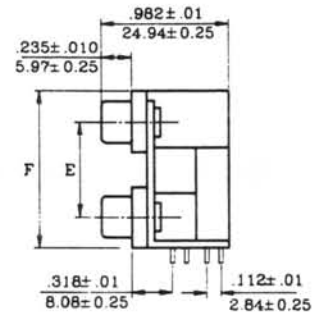
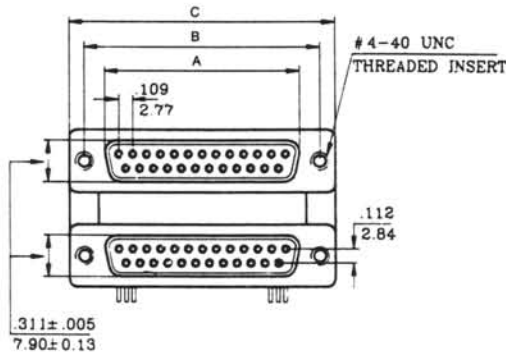

CENTURY INTERCONNECT PRODUCTS

Distributed by Electro-Stock, Inc. sales@electrostock.com
630-682-1542 Fax 630-682-1562 http://www.electrostock.com

ORDERING INFORMATION

C3D 25S 25P 8 B A ___
1 2 3 4 5 6 7 8

- 1... **Series** C3D Dual Port D-Sub connector
- 2... **Upper Connector**
Number of Contacts
9, 15, 25, 37
P... Plug
S... Socket
- 3... **Lower Connector**
Number of Contacts
9, 15, 25, 37
P... Plug
S... Socket
- 4... **Connector Spacing (E) & Distance to Front Mounting Hole**
7... 0.900 (E) & 0.315
8... 0.750 (E) & 0.315
9... 0.625 (E) & 0.315
- 5... **Mounting Options**
A... .125 diameter non-threaded mounting holes
B... Boardlocks
- 6... **Mating Options**
A... 4-40 threaded inserts
B... 4-40 jackscrews
- 7... **Plating Options**
Blank... selective gold flash
15... 15μ" selective gold
30... 30μ" selective gold
- 8... **Ferrite Option**
Blank... ferrite not required
F... ferrite required
25 position only



PCB LAYOUT

Consult factory for mixed size dual port connectors.

FERRITE SPECIFICATIONS

MEASUREMENT	TEST FREQUENCY
20 ohms min.	30 MHz
30 ohms min.	50 MHz
50 ohms min.	100 MHz

SHELL SIZE	A ± .010 ± 0.25	B ± .005 ± 0.13	C ± .015 ± 0.38
9 (E)	0.643 16.33	0.984 24.99	1.213 30.81
15 (A)	0.971 24.66	1.312 33.32	1.541 39.14
25 (B)	1.511 38.38	1.852 47.04	2.088 53.04
37 (C)	2.159 54.84	2.500 63.50	2.729 69.32

VERTICAL DIMENSION BETWEEN CONNECTORS	E ±0.010 ± 0.25	F ±0.015 ± 0.38
A	0.75 19.05	1.244 31.60
B	0.90 22.86	1.394 35.41
C	0.625 15.88	1.119 28.42