

2.54mm HEADER MALE

- SINGLE, DOUBLE ROW
- DIP TYPE
- STRAIGHT (180°)
- DOUBLE BASE

SPECIFICATION:

INSULATOR MATERIAL:
GLASS FILLED THERMOPLASTIC,
SELF EXTINGUISHING, POLYESTER

FLAMMABILITY RATING:
UL94V-0

INSULATION RESISTANCE:
1000 MEGOHMS AT 500V DC

OPERATING TEMPERATURE RANGE:
-40° C TO +105° C

DIELECTRIC STRENGTH:
1000V RMS FOR 1 MINUTE

CONTACT MATERIAL:
BRASS

CONTACT PLATING:
REFER TO ORDER INFORMATION

CURRENT RATING:
3 AMPS

CONTACT RESISTANCE:
20 MILLIOHMS MAX.

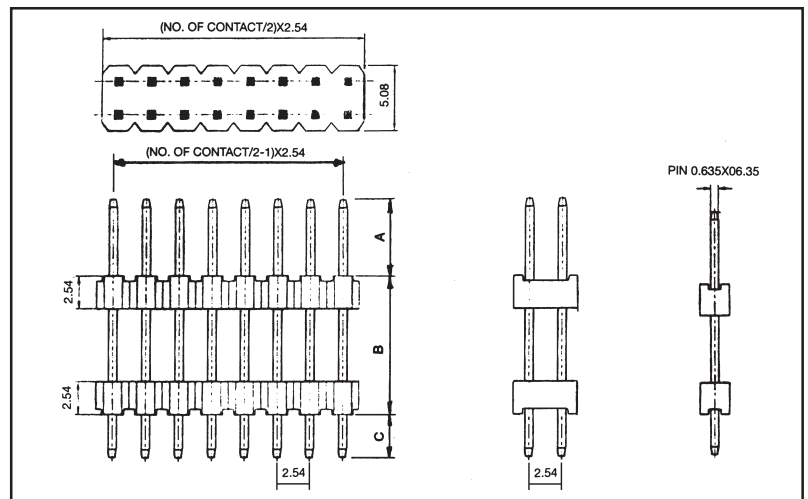

ORDER INFORMATION:

C3H D S XX - 3 - XX - DH - X
1 2 3 4 5 6 7 8

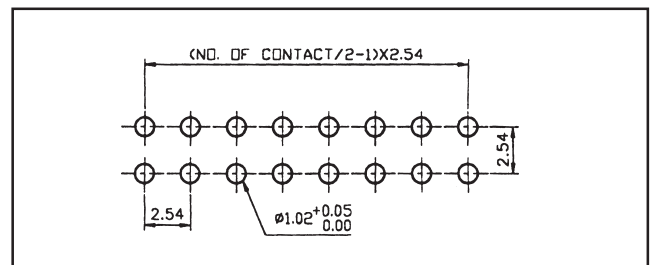
- 1: **SERIES** C3H DUAL INSULATOR HEADER,
2.54mm SPACING
- 2: **CONTACT ARRANGEMENT CODE**
S...SINGLE ROW
D...DUAL ROW
- 3: **SOLDER TAIL**
S...STRAIGHT
- 4: **NUMBER OF CONTACTS**
01 TO 40 - SINGLE ROW
04 TO 80 - DUAL ROW
- 5: **INSULATOR COLOR CODE**
3...BLACK
- 6: **DIMENSIONAL CODE NUMBER:**
SEE CHART ON THIS PAGE
- 7: **HEADER STYLE**
DH...DUAL INSULATOR
- 8: **CONTACT PLATING:**
0...TIN
1...GOLD FLASH
3...10u" GOLD
6...SELECTIVE GOLD FLASH

CONSULT FACTORY FOR OTHER PIN LENGTH REQUIREMENTS.

Distributed by Electro-Stock, Inc. sales@electrostock.com
630-682-1542 Fax 630-682-1562 http://www.electrostock.com



DRAWING



P.C.B. LAYOUT

CODE NO.	A	B	C	CODE NO.	A	B	C
0	.315	.460	.125	7	.315	.827	.118
1	.265	.510	.110	8	.120	.550	.160
2	.230	.510	.110	9	.230	.600	.110
3	.120	.800	.110	10	.110	.375	.545
4	.150	.350	.330	11	.125	.500	.305
5	.150	.250	.330	12	.160	.360	.110
6	.235	.750	.110				

DIMENSION INFORMATION