

SERIES 217 SURFACE MOUNT GULLWING SOCKET (SOLID FRAME)

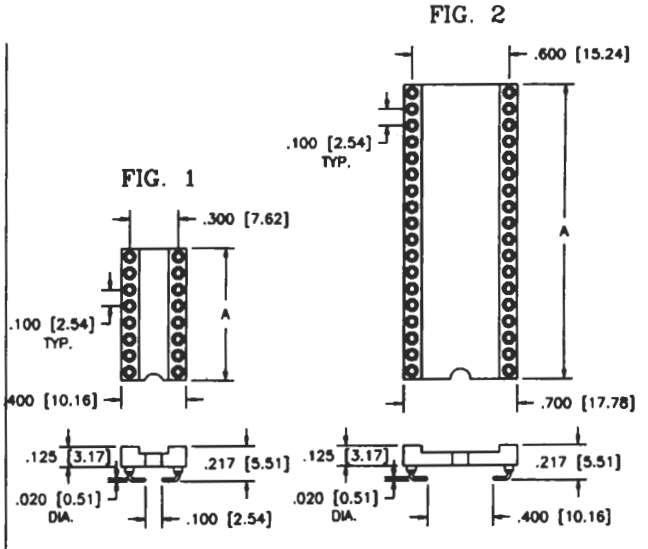
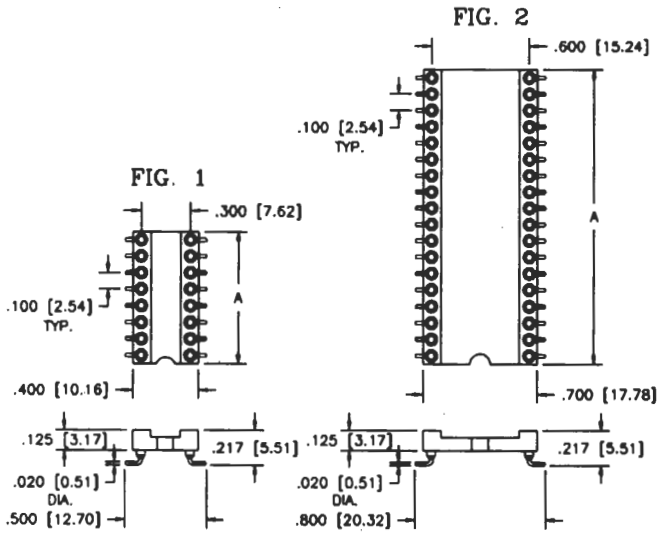
Distributed by: Electro-Stock, Inc. sales@electrostock.com

220 SURFACE MOUNT "J" LEAD SOCKET (SOLID FRAME)

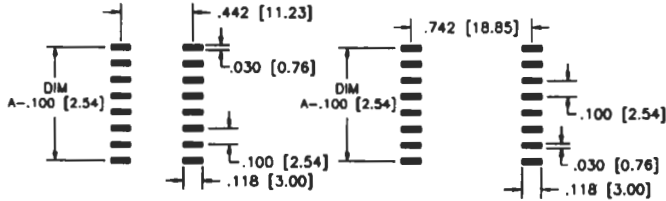
http://www.electrostock.com 630-682-1542 Fax: 630-682-1562

SERIES 217

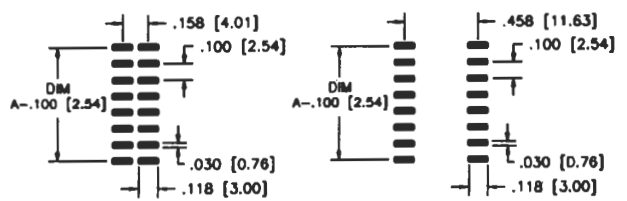
SERIES 220



P.C.B. FOOTPRINT



P.C.B. FOOTPRINT



WAFER CHART			
	PIN	DIM "A"	
FIG. 1	6	.300 [7.62]	306
	8	.400 [10.16]	308
	10	.500 [12.70]	310
	14	.700 [17.78]	314
	16	.800 [20.32]	316
	18	.900 [22.86]	318
	20	1.000 [25.40]	320
	24	1.200 [30.48]	324
FIG. 2	24	1.200 [30.48]	624
	28	1.400 [35.56]	628
	30	1.500 [38.10]	630
	32	1.600 [40.64]	632
	36	1.800 [45.72]	636
	40	2.000 [50.80]	640

TECHNICAL SPECIFICATIONS

MATERIAL INSULATOR: HIGH TEMP. GREY NYLON 46
UL 94V-0

TERMINAL CONTACT: BRASS PER ASTM-B16
BeCu PER ASTM-B194

OPERATING TEMP.: -65°C TO 150°C

CONTACT FORCES:

INSERTION	STANDARD	9 oz. AVG.
WITHDRAWAL	STANDARD	2 oz. MIN.

ORDERING INFORMATION

2XX-XXX-232S-PXX-Y10

SERIES: 217: GULL WING
220: "J" LEAD

PLATING: TERMINAL / CONTACT
P00: GOLD / GOLD
P31: TIN-LEAD / GOLD
P32: TIN-LEAD / TIN
OTHER PLATINGS AVAILABLE
SEE OPTIONAL PLATINGS

DIP - SPACING: _____

NO. OF PINS: _____

TERMINAL ASSEMBLY: _____